

# Sooner Scribes Drops of Ink

October 2008

## Hello Sooner Scribes Members !!!!!

Mark on your calendar. Monday, Oct 27, 6:30 pm to just before 9:00 pm.

The Will Rogers Garden Center, 3400 NW 36th Street.



Note the time schedule if you can only drop by – 6:30 pm to 7:00 pm – Chat and social time – 7:00 pm

Business meeting – 7:00 pm to approximately 7:20. Official meeting starts at about 7:20 or so with the program and runs to about 8:45pm.

Clean up time - 8:45 to 9:00 pm

## Program News

Word is out the Sept. program was outstanding! If you would like to share your show and tell from that meeting OR you've used the technique to make other treasures please share with the membership. We



would love to see them and you will inspire us all.

## October Program: Plan to get Messy!

Sue Ann and Pam's program is making a calligraphic paper mache bowl.

The October program will be so fun. Equates with so messy. SO Come prepared for Messy. The program will begin approximately 7:20 pm after a short business meeting.

Sue Ann Rodger's and Pam Brewer's program information details about what to bring, what to expect and all the good stuff follows! Please remember. Come even though you may not have time to get the list together!!! We'll share!!! And, you'll be taking home a most wonderful paper mache bowl!!!! I can hardly wait!

### Program Supplies List:

Small bowl - 2 or 3 inches tall and probably no more than 5 or 6 inches across. Important! Make sure the bowl does NOT curve in. The sides need to flare out a bit so the top is larger than the base of the bowl.

A can (like canned veggies) that's a couple of inches TALLER than

your bowl is deep. You'll need this to keep your bowl elevated.

A pan that you can line with plastic wrap to catch the drips from your bowl.

A baggie filled with pieces of paper torn to approximately 2" square or rectangular shapes. Some things I've learned through trial and error! Lighter-weight paper follows the curves better. Remember to use some of your practice papers. if you've used water-soluble ink, colors, etc., it could "tint" your glue mixture (which isn't necessarily a bad thing!)

If you have PVA Glue, mix equal amounts of PVA glue with water and bring it. Mixing 1/4 cup each of PVA glue and water is plenty to make 3 or 4 bowls easily.

BUT if you don't have any PVA glue, no problems – we'll have plenty to share.


**Important!** *Your bowl will still be VERY WET when you take it home. So make sure the pan (or box lid) that you'll take your masterpiece home in has sides that are several inches high!*

### Supplies Provided:

Bowls for people to put the PVA/water mixture in.

The plastic wrap to cover their bowl.

Tape to hold the plastic wrap in place.



Lots of plastic drop cloths to cover the table.

Paper towels.

PVA Glue mixture.

## Snacks & Refreshments



At the moment I'm lacking the list

for snacks. If you recall you signed up for October, please be prepared. Once the list surfaces I'll call to remind you.

## Holiday Card Exchange

It's not too early to start thinking about the Holiday Card exchange! Another list.. Yippee! We'll be signing up in Oct and Nov. – and remember here – skill level is not an issue! But, handmade cards are. So, let those ideas flow through your noodle and be prepared to sign up. You may remember our actual exchange is in January, so no rush during the holidays.

## Workshops:

*The November workshop with Carrie Imai is getting closer and closer. November 5 & 6. Contact Sue Ann Rodgers if you have questions. There may still be an opening but do contact Sue Ann.*

## Reminders:

Dues are due the first of the year

but anytime before... so you don't forget. They are \$25.00 per year. Make checks to Sooner Scribes and mail to:

Donna Peregrin  
13100 Ramble Rock Place  
Arcadia, OK 73007.

Looking forward to seeing all of you!

*Mary Kay*



**Happy Halloween!!!**

